

FROM MSCI ESG RESEARCH LLC

ESG Portfolio Snapshot

Client Name: CHOM CAPITAL

Portfolio Name: CHOM CAPITAL Active Return Europe UI

Report created by: MSCI ESG Research

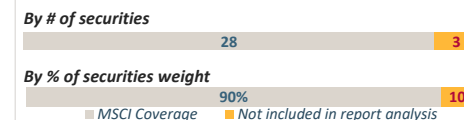
Report Date: Sonntag, 30. Juni 2024

Summary



Portfolio Scores

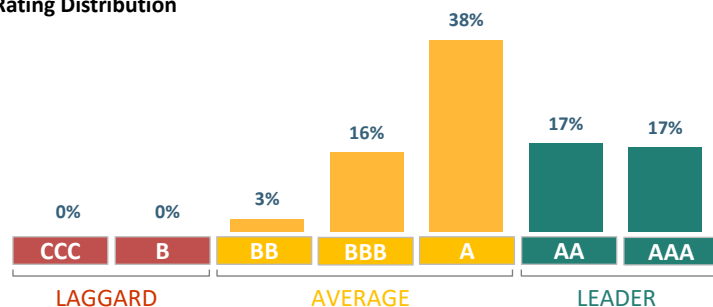
ESG Quality Score	Environmental (Weight - 23%)	Social (Weight - 33%)	Governance (Weight - 44%)	Portfolio Securities
7,0	6,3	5,0	6,4	31



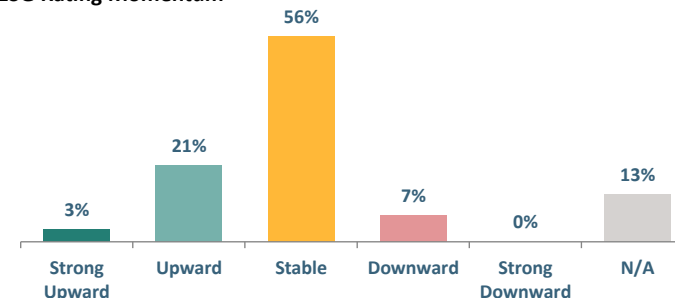
OVERALL ESG SUMMARY

Charts showing: By % of securities weight

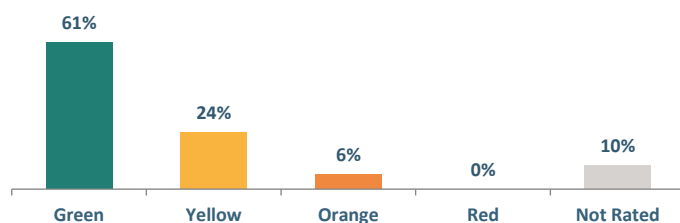
ESG Rating Distribution



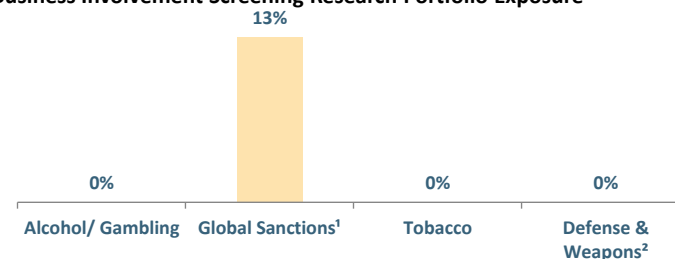
ESG Rating Momentum



ESG Controversies Flag Distribution



Business Involvement Screening Research Portfolio Exposure



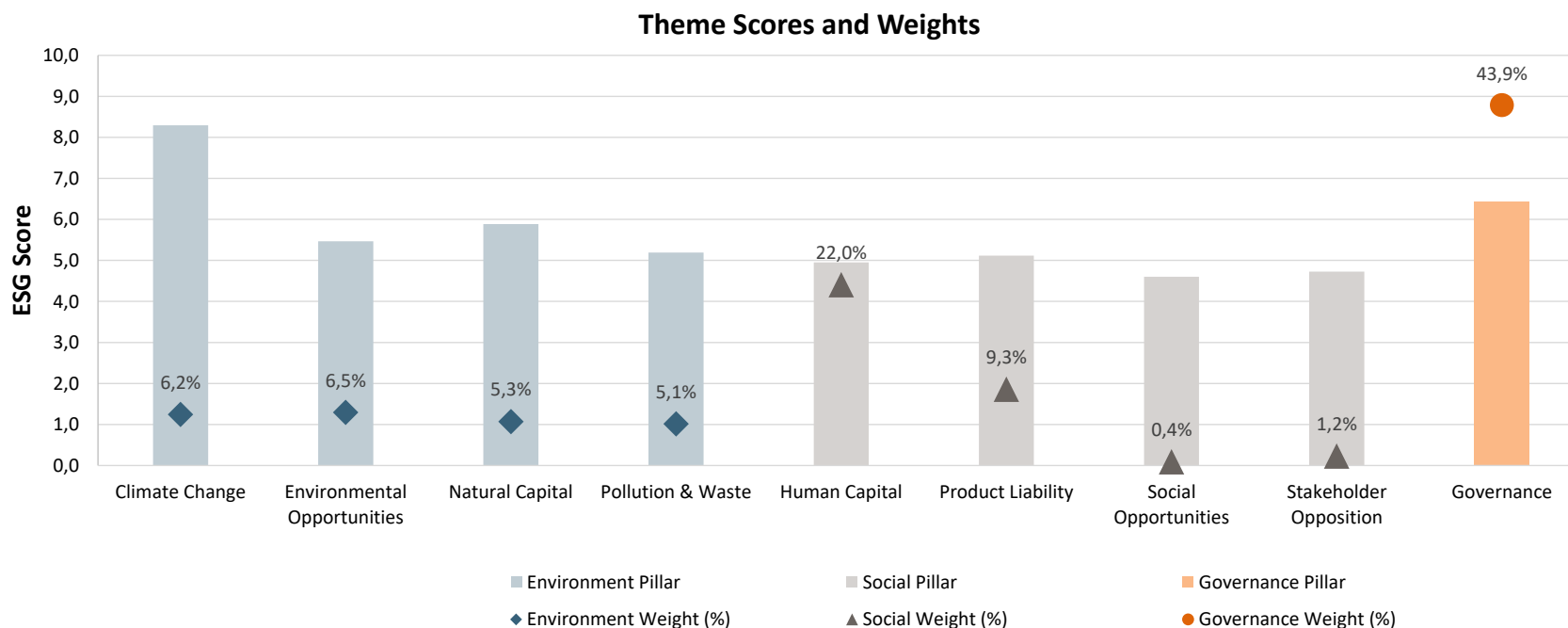
¹ Global Sanctions: Iran/ Sudan

² Defense & Weapons: Cluster Bombs/ Landmines/ Weapons Production/ Firearms

LARGEST 5 HOLDINGS IN THE PORTFOLIO

ISSUER	PORTFOLIO WEIGHT	SECTOR	DOMICILE COUNTRY	ESG RATING	CONTROVERSIES OVERALL FLAG	BISR ACTIVITIES
SUBSEA 7 S.A.	4,22%	Energy	United Kingdom	AA	●	No involvement
SPIE SA	4,21%	Industrials	France	A	●	Nuclear Power
DEME GROUP NV	4,08%	Industrials	Belgium	A	●	No involvement
CADELER A/S	4,08%	Industrials	Denmark	A	●	No involvement
CONVATEC GROUP PLC	4,08%	Health Care	United Kingdom	AAA	●	Animal Welfare

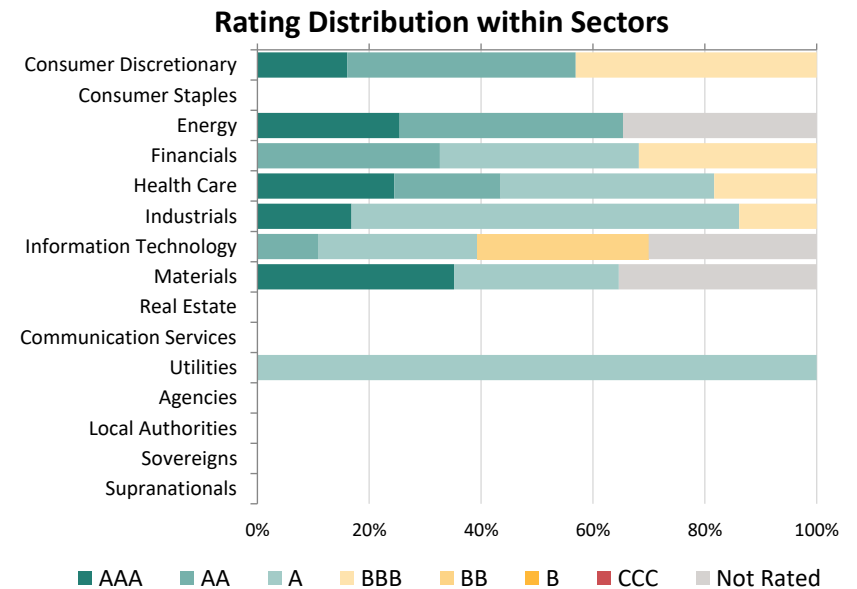
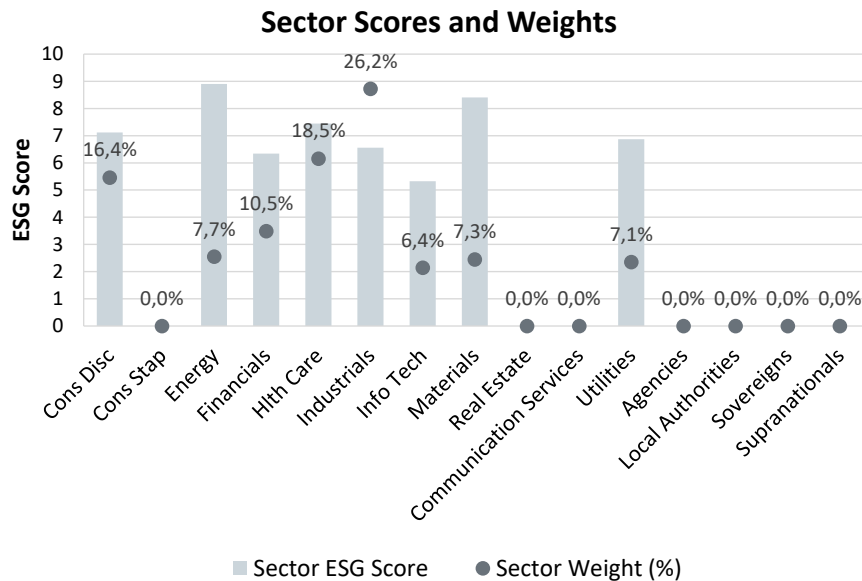
	Score	Weight
Environment	6,3	23,1%
Climate Change	8,3	6,2%
Environmental Opportunities	5,5	6,5%
Natural Capital	5,9	5,3%
Pollution & Waste	5,2	5,1%
Social	5,0	32,9%
Human Capital	5,0	22,0%
Product Liability	5,1	9,3%
Social Opportunities	4,6	0,4%
Stakeholder Opposition	4,7	1,2%
Governance	6,4	43,9%



Weights on this page are normalized to reflect the sub-portfolio of Corporate positions only. If the portfolio includes non-Corporate rated securities, the weights and pillar scores on this page may differ from those shown on the preceding Summary page.

Sector Breakdown

	Score	Portfolio Weight	AAA	AA	A	BBB	BB	B	CCC	Not Rated
Corporates										
Consumer Discretionary	7,1	16,4%	16,0%	40,9%	0,0%	43,1%	0,0%	0,0%	0,0%	0,0%
Consumer Staples	n/a	0,0%	n/a	n/a	n/a	n/a	n/a	n/a	n/a	n/a
Energy	8,9	7,7%	25,4%	39,9%	0,0%	0,0%	0,0%	0,0%	0,0%	34,6%
Financials	6,3	10,5%	0,0%	32,6%	35,6%	31,8%	0,0%	0,0%	0,0%	0,0%
Health Care	7,4	18,5%	24,4%	19,1%	38,2%	18,3%	0,0%	0,0%	0,0%	0,0%
Industrials	6,6	26,2%	16,8%	0,0%	69,3%	13,8%	0,0%	0,0%	0,0%	0,0%
Information Technology	5,3	6,4%	0,0%	10,8%	28,4%	0,0%	30,7%	0,0%	0,0%	30,0%
Materials	8,4	7,3%	35,2%	0,0%	29,5%	0,0%	0,0%	0,0%	0,0%	35,4%
Real Estate	n/a	0,0%	n/a	n/a	n/a	n/a	n/a	n/a	n/a	n/a
Communication Services	n/a	0,0%	n/a	n/a	n/a	n/a	n/a	n/a	n/a	n/a
Utilities	6,9	7,1%	0,0%	0,0%	100,0%	0,0%	0,0%	0,0%	0,0%	0,0%
Government Related										
Agencies	n/a	0,0%	n/a	n/a	n/a	n/a	n/a	n/a	n/a	n/a
Local Authorities	n/a	0,0%	n/a	n/a	n/a	n/a	n/a	n/a	n/a	n/a
Sovereigns	n/a	0,0%	n/a	n/a	n/a	n/a	n/a	n/a	n/a	n/a
Supranationals	n/a	0,0%	n/a	n/a	n/a	n/a	n/a	n/a	n/a	n/a



LOWEST ESG RATED POSITIONS IN PORTFOLIO

RANK	ISSUER	PORTFOLIO WEIGHT	SECTOR	ESG RATING
1	X-FAB SILICON FOUNDRIES EUROPESE VENNOOTSCHAP	2,54%	Information Technology	BB
2	BEFESA S.A.	3,27%	Industrials	BBB
3	RENAULT SA	3,23%	Consumer Discretionary	BBB
4	SEB SA	3,14%	Consumer Discretionary	BBB
5	SANDOZ GROUP AG	3,05%	Health Care	BBB
6	ALLFUNDS GROUP PLC	3,00%	Financials	BBB
7	<No further company below BBB rating>			
8				
9				
10				

HIGHEST ESG RATED POSITIONS IN PORTFOLIO

RANK	ISSUER	PORTFOLIO WEIGHT	SECTOR	ESG RATING
1	CONVATEC GROUP PLC	4,08%	Health Care	AAA
2	ABB LTD	3,97%	Industrials	AAA
3	UPM-KYMMENE OYJ	3,61%	Materials	AAA
4	EQUINOR ASA	2,69%	Energy	AAA
5	VALEO SE	2,37%	Consumer Discretionary	AAA
6	SUBSEA 7 S.A.	4,22%	Energy	AA
7	HUGO BOSS AG	3,44%	Consumer Discretionary	AA
8	GERRESHEIMER AG	3,18%	Health Care	AA
9	FLOW TRADERS LTD	3,09%	Financials	AA
10	JUST EAT TAKEAWAY.COM N.V.	2,59%	Consumer Discretionary	AA

LARGEST POSITIONS IN PORTFOLIO

RANK	ISSUER	PORTFOLIO WEIGHT	SECTOR	ESG RATING
1	SUBSEA 7 S.A.	4,22%	Energy	AA
2	SPIE SA	4,21%	Industrials	A
3	DEME GROUP NV	4,08%	Industrials	A
4	CADELER A/S	4,08%	Industrials	A
5	CONVATEC GROUP PLC	4,08%	Health Care	AAA
6	NEXANS SA	4,01%	Industrials	A
7	ABB LTD	3,97%	Industrials	AAA
8	VEOLIA ENVIRONNEMENT SA	3,65%	Utilities	A
9	UPM-KYMMENE OYJ	3,61%	Materials	AAA
10	VITROLIFE AB	3,59%	Health Care	A

ESG Controversies Exposure

CHOM CAPITAL Active Return Europe UI

POSITIONS IN PORTFOLIO WITH THE MOST CONTROVERSY EXPOSURE

RANK*	COMPANY NAME	PORTFOLIO WEIGHT	SECTOR (GICS)	ESG Controversy Exposure					
				Overall	Environment	Customers	Human Rights & Community	Labor Rights & Supply Chain	Governance
1	RENAULT SA	3,23%	Cons Disc	●	●	●	●	●	●
2	FRESENIUS SE & CO. KGAA	2,78%	Hlth Care	●	●	●	●	●	●
3	DEME GROUP NV	4,08%	Industrials	●	●	●	●	●	●
4	NEXANS SA	4,01%	Industrials	●	●	●	●	●	●
5	UPM-KYMMENE OYJ	3,61%	Materials	●	●	●	●	●	●
6	HUGO BOSS AG	3,44%	Cons Disc	●	●	●	●	●	●
7	SANDOZ GROUP AG	3,05%	Hlth Care	●	●	●	●	●	●
8	VOLTALIA SA	2,73%	Utilities	●	●	●	●	●	●
9	JUST EAT TAKEAWAY.COM N.V.	2,59%	Cons Disc	●	●	●	●	●	●
10	SUBSEA 7 S.A.	4,22%	Energy	●	●	●	●	●	●

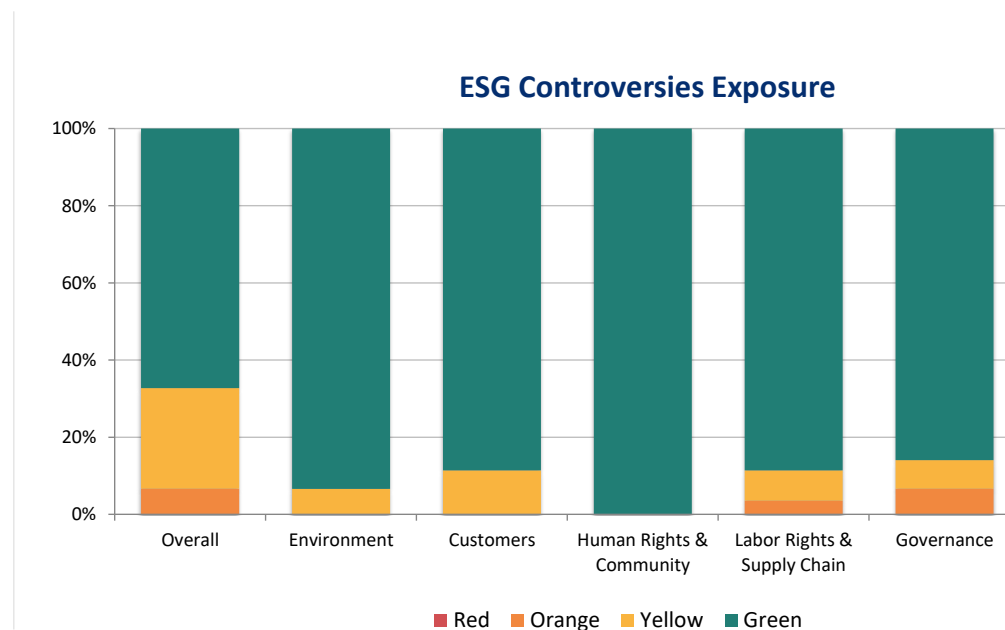
* Sorted by count of red flags, count of orange flags, count of yellow flags, then weight.

ESG CONTROVERSIES COVERAGE

	PORTFOLIO WEIGHT
Percentage of portfolio covered	90,22%

EXPOSURE OF ESG CONTROVERSIES COVERAGE

	PORTFOLIO WEIGHT		
	Red	Orange	Yellow
Overall	0,00%	6,66%	26,06%
Environment	0,00%	0,00%	6,60%
Customers	0,00%	0,00%	11,41%
Human Rights & Community	0,00%	0,00%	0,00%
Labor Rights & Supply Chain	0,00%	3,58%	7,81%
Governance	0,00%	6,66%	7,39%



The MSCI ESG Controversies methodology is applicable to Corporate issuers only

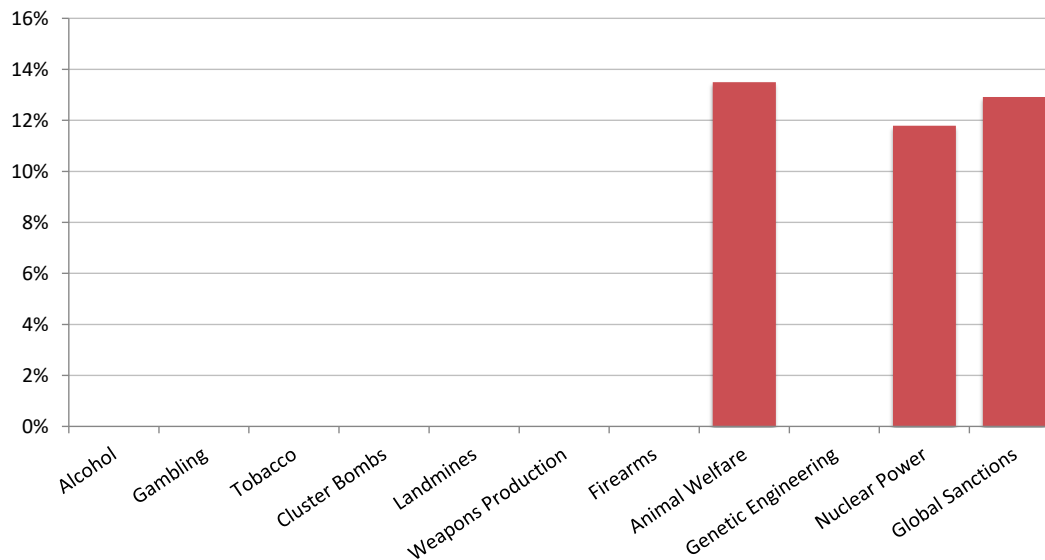
LARGEST PORTFOLIO POSITIONS WITH BUSINESS INVOLVEMENT EXPOSURE

RANK	COMPANY NAME	PORTFOLIO WEIGHT	SECTOR (GICS)	BUSINESS INVOLVEMENT
1	SPIE SA	4,21%	Industrials	Nuclear Power
2	CONVATEC GROUP PLC	4,08%	Health Care	Animal Welfare
3	ABB LTD	3,97%	Industrials	Nuclear Power; Global Sanctions
4	UPM-KYMMENE OYJ	3,61%	Materials	Nuclear Power
5	VITROLIFE AB	3,59%	Health Care	Animal Welfare
6	RENAULT SA	3,23%	Consumer Discretionary	Global Sanctions
7	SANDOZ GROUP AG	3,05%	Health Care	Animal Welfare
8	FUCHS SE	3,02%	Materials	Global Sanctions
9	FRESENIUS SE & CO. KGAA	2,78%	Health Care	Animal Welfare
10	EQUINOR ASA	2,69%	Energy	Global Sanctions

BUSINESS INVOLVEMENT EXPOSURE ANALYSIS

	PORTFOLIO WEIGHT
Alcohol	0,0%
Gambling	0,0%
Tobacco	0,0%
Cluster Bombs	0,0%
Landmines	0,0%
Weapons Production	0,0%
Firearms	0,0%
Animal Welfare	13,5%
Genetic Engineering	0,0%
Nuclear Power	11,8%
Global Sanctions	12,9%

Business Involvement Exposure*



* This is a subset of a wider range of business activities for which research is available.

The MSCI ESG Business Involvement Screening Research methodology is applicable to Corporate issuers only

Category	Description
Alcohol	· Companies that have an industry tie to alcohol, including producer, distributor, retailer, licensor, supplier, and ownership categories
Gambling	· Companies that have an industry tie to gambling through the operation, support, licensing or ownership categories
Tobacco	· Companies that have an industry tie to tobacco products through the distributor, licensor, retailer, supplier, or ownership categories
Cluster Bombs	· Companies that manufacture cluster munitions whole weapons systems, components, or delivery platforms
Landmines	· Companies that manufacture landmines whole systems or components
Weapons Production	· Companies that have an industry tie to the manufacture of conventional (including depleted uranium), biological/chemical, or nuclear weapons systems and components. This includes companies that provide support systems and services, as well as those with indirect ties to weapons production through ownership Note: Involvement in the production of landmines and/or cluster bombs is not captured here, but tracked separately
Firearms	· Companies that have an industry tie to the manufacture or retail of civilian firearms
Animal Welfare	· Companies that conduct animal testing for non-pharmaceutical products such as cosmetic, personal care, and household cleaning products · Companies that are on the U.S. Department of Agriculture (USDA) list of facilities that conduct animal testing · Companies that conduct animal testing for pharmaceutical medicines, drugs, or medical devices intended for human use
Genetic Engineering	· Companies involved in the production of genetically modified organisms
Nuclear Power	· Companies that have an industry tie to the nuclear power industry
Global Sanctions	· Companies that have any involvement in Iran or Sudan (Equity, Non-Equity, or Other)

Securities in this report are rated using either MSCI's ESG Ratings model or Government Ratings model. At a security level, both models include a Rating, ESG Quality Score, Environment Score, Social Score, and Governance Score. Drilling further down, the models utilize different data fields. Due to these differences, some pages of the report are based on a comingled universe of Government Ratings and ESG Ratings analyzed securities, while the results of other pages are based only on securities reviewed using a single rating model. In addition to the ESG Ratings and Government Rating models, some sections of the report assess securities using MSCI's ESG Controversies and Business Involvement Screening Research (BISR) products. The following table shows the models used in each section of the report:

	Ratings	Controversies	BISR
Summary (p.2)	Corporate & Non-Corporate	Corporate	Corporate
ESG Ratings Pillar & Theme (p.3)	Corporate		
Sector Breakdown (p.4)	Corporate & Non-Corporate		
Holdings Breakdown (p.5)	Corporate & Non-Corporate		
ESG Controversies Exposure (p.6)		Corporate	
Business Involvement Screening Research (p.7)			Corporate

CONTACT US

esgclientservice@msci.com

Americas
+1.212.804.5299

Europe, Middle East & Africa
+44.207.618.2510

Asia Pacific
+612.9033.9339

Disclaimer

- This document and all of the information contained in it, including without limitation all text, data, graphs, charts (collectively, the “Information”) is the property of MSCI Inc. or its subsidiaries (collectively, “MSCI”), or MSCI’s licensors, direct or indirect suppliers or any third party involved in making or compiling any Information (collectively, with MSCI, the “Information Providers”) and is provided for informational purposes only. The Information may not be modified, reverse-engineered, reproduced or disseminated in whole or in part without prior written permission from MSCI. All rights in the Information are reserved by MSCI and/or its Information Providers.
- The Information may not be used to create derivative works or to verify or correct other data or information. For example (but without limitation), the Information may not be used to create indexes, databases, risk models, analytics, software, or in connection with the issuing, offering, sponsoring, managing or marketing of any securities, portfolios, financial products or other investment vehicles utilizing or based on, linked to, tracking or otherwise derived from the Information or any other MSCI data, information, products or services.
- The user of the Information assumes the entire risk of any use it may make or permit to be made of the Information. NONE OF THE INFORMATION PROVIDERS MAKES ANY EXPRESS OR IMPLIED WARRANTIES OR REPRESENTATIONS WITH RESPECT TO THE INFORMATION (OR THE RESULTS TO BE OBTAINED BY THE USE THEREOF), AND TO THE MAXIMUM EXTENT PERMITTED BY APPLICABLE LAW, EACH INFORMATION PROVIDER EXPRESSLY DISCLAIMS ALL IMPLIED WARRANTIES (INCLUDING, WITHOUT LIMITATION, ANY IMPLIED WARRANTIES OF ORIGINALITY, ACCURACY, TIMELINESS, NON-INFRINGEMENT, COMPLETENESS, MERCHANTABILITY AND FITNESS FOR A PARTICULAR PURPOSE) WITH RESPECT TO ANY OF THE INFORMATION.
- Without limiting any of the foregoing and to the maximum extent permitted by applicable law, in no event shall any Information Provider have any liability regarding any of the information for any direct, indirect, special, punitive, consequential (including lost profits) or any other damages even if notified of the possibility of such damages. The foregoing shall not exclude or limit any liability that may not be by applicable law be excluded or limited, including without limitation (as applicable), any liability for death or personal injury to the extent that such injury results from the negligence or willful default of itself, its servants, agents or sub-contractors.
- Information containing any historical information, data or analysis should not be taken as an indication or guarantee of any future performance, analysis, forecast or prediction. Past performance does not guarantee future results.
- The Information should not be relied on and is not a substitute for the skill, judgment and experience of the user, its management, employees, advisors and/or clients when making investment and other business decisions. All Information is impersonal and not tailored to the needs of any person, entity or group of persons.
- None of the Information constitutes an offer to sell (or a solicitation of an offer to buy), any security, financial product or other investment vehicle or any trading strategy.
- It is not possible to invest directly in an index. Exposure to an asset class or trading strategy or other category represented by an index is only available through third party investable instruments (if any) based on that index. MSCI does not issue, sponsor, endorse, market, offer, review or otherwise express any opinion regarding any fund, ETF, derivative or other security, investment, financial product or trading strategy that is based on, linked to or seeks to provide an investment return related to the performance of any MSCI index (collectively, “Index Linked Investments”). MSCI makes no assurance that any Index Linked Investments will accurately track index performance or provide positive investment returns. MSCI Inc. is not an investment adviser or fiduciary and MSCI makes no representation regarding the advisability of investing in any Index Linked Investments.
- Index returns do not represent the results of actual trading of investable assets/securities. MSCI maintains and calculates indexes, but does not manage actual assets. The calculation of indexes and index returns may deviate from the stated methodology. Index returns do not reflect payment of any sales charges or fees an investor may pay to purchase the securities underlying the index or Index Linked Investments. The imposition of these fees and charges would cause the performance of an Index Linked Investment to be different than the MSCI index performance.
- The Information may contain back tested data. Back-tested performance is not actual performance, but is hypothetical. There are frequently material differences between back tested performance results and actual results subsequently achieved by any investment strategy.
- Constituents of MSCI equity indexes are listed companies, which are included in or excluded from the indexes according to the application of the relevant index methodologies. Accordingly, constituents in MSCI equity indexes may include MSCI Inc., clients of MSCI or suppliers to MSCI. Inclusion of a security within an MSCI index is not a recommendation by MSCI to buy, sell, or hold such security, nor is it considered to be investment advice.
- Data and information produced by various affiliates of MSCI Inc., including MSCI ESG Research LLC and Barra LLC, may be used in calculating certain MSCI indexes. More information can be found in the relevant index methodologies on www.msci.com
- MSCI receives compensation in connection with licensing its indexes to third parties. MSCI Inc.’s revenue includes fees based on assets in Index Linked Investments. Information can be found in MSCI Inc.’s company filings on the Investor Relations section of msci.com.
- MSCI ESG Research LLC is a Registered Investment Adviser under the Investment Advisers Act of 1940 and a subsidiary of MSCI Inc. Neither MSCI nor any of its products or services recommends, endorses, approves or otherwise expresses any opinion regarding any issuer, securities, financial products or instruments or trading strategies and MSCI’s products or services are not a recommendation to make (or refrain from making) any kind of investment decision and may not be relied on as such, provided that applicable products or services from MSCI ESG Research may constitute investment advice. MSCI ESG Research materials, including materials utilized in any MSCI ESG Indexes or other products, have not been submitted to, nor received approval from, the United States Securities and Exchange Commission or any other regulatory body. MSCI ESG and climate ratings, research and data are produced by MSCI ESG Research LLC, a subsidiary of MSCI Inc. MSCI ESG Indexes, Analytics and Real Estate are products of MSCI Inc. that utilize information from MSCI ESG Research LLC. MSCI Indexes are administered by MSCI Limited (UK).
- Please note that the issuers mentioned in MSCI ESG Research materials sometimes have commercial relationships with MSCI ESG Research and/or MSCI Inc. (collectively, “MSCI”) and that these relationships create potential conflicts of interest. In some cases, the issuers or their affiliates purchase research or other products or services from one or more MSCI affiliates. In other cases, MSCI ESG Research rates financial products such as mutual funds or ETFs that are managed by MSCI’s clients or their affiliates, or are based on MSCI Inc. Indexes. In addition, constituents in MSCI Inc. equity indexes include companies that subscribe to MSCI products or services. In some cases, MSCI clients pay fees based in whole or part on the assets they manage. MSCI ESG Research has taken a number of steps to mitigate potential conflicts of interest and safeguard the integrity and independence of its research and ratings. More information about these conflict mitigation measures is available in our Form ADV, available at <https://adviserinfo.sec.gov/firm/summary/169222>.
- Any use of or access to products, services or information of MSCI requires a license from MSCI. MSCI, Barra, RiskMetrics, IPD and other MSCI brands and product names are the trademarks, service marks, or registered trademarks of MSCI or its subsidiaries in the United States and other jurisdictions. The Global Industry Classification Standard (GICS) was developed by and is the exclusive property of MSCI and S&P Global Market Intelligence. “Global Industry Classification Standard (GICS)” is a service mark of MSCI and S&P Global Market Intelligence.
- MiFID2/MiFIR notice: MSCI ESG Research LLC does not distribute or act as an intermediary for financial instruments or structured deposits, nor does it deal on its own account, provide execution services for others or manage client accounts. No MSCI ESG Research product or service supports, promotes or is intended to support or promote any such activity. MSCI ESG Research is an independent provider of ESG data.
- Privacy notice: For information about how MSCI collects and uses personal data, please refer to our Privacy Notice at <https://www.msci.com/privacy-pledge>.